


PRODUCT STANDARD TOLERANCES

ENFLO



MOLDED PTFE SHEET

0.187" TO 4" THICK IN VARIOUS SIZES

Molded Sheet Thickness Tolerances

	Standard	Plus side
≤0.250"	+0.040", -0.015"	+0.06", 0.0"
0.250"	+0.040", -0.015"	+0.05", 0.0"
≥0.250"	+/-8%	+16%, -0.0"

* 4" thick available in 30" x 30" and 24" x 24"



MOLDED PTFE CYLINDER

1.125" OD TO 31" OD
LENGTHS OF 3" TO 12"
CONTACT ENFLO IF LONGER LENGTHS
REQUIRED.

- + Size on OD
- Size on ID
- + Size on length



SKIVED PTFE SHEET

.0005" TO .250" THICK
WIDTHS UP TO 72" WIDE

Skived Sheet Thickness Tolerances

Thickness	Tolerances (in Inches)
.0005	+0.0005/-0.0000
.001-.002	± 0.0003
.003-.006	± 0.0005
.007-.015	± 0.001
.020-.025	± 0.0015
.030-.035	± 0.002
.040-.045	± 0.003
.050-.093	± 0.005
.125-.156	± 0.010
.160-.187	± 0.015
.200-.250	± 0.020

* Tighter tolerances may be available depending on thickness.



MOLDED PTFE ROD

1" OD TO 20.500" OD
LENGTHS OF 3" TO 12". CONTACT ENFLO
IF LONGER LENGTHS REQUIRED.

- + Size on OD
- Size on ID
- + Size on length




EXTRUDED PTFE TUBING

0.250" OD TO 2.500" OD
STANDARD LENGTHS OF 6' & 12'

Extruded Tubing (inches)

Diameter	Inside	Outside
Up to 1.0	+0.000, -0.040	+0.032, -.000
1.1 - 2.0	+0.000, -0.062	+0.062, -.000
Over 2.0	+0.000, -0.125	+0.125, -.000

* Minimum wall thickness 0.125"



SKIVED PTFE TAPE

WIDTHS OF 0.500" (+/- .020") AND WIDER
AND IN THICKNESS FROM 0.003" TO
0.250". THICKNESS TOLERANCE RANGE IS
SAME AS SKIVED SHEET.

CONTACT US FOR AVAILABILITY ON
WIDTHS LESS THAN 0.500"



EXTRUDED PTFE ROD

0.125" OD TO 5" OD
STANDARD LENGTHS OF 6' & 12'

Extruded Rods (inches)

Diameter	Standard Tolerance
.125 - 1.0	+0.005, -.000
1.1 - 2.0	+0.010, -.000
2.1 - 3.0	+0.030, -.000
3.1 - 5.0	+0.062, -.000



PRESSURE SENSITIVE PTFE TAPE

WIDTHS OF 0.500" UP TO 26" WIDE.
THICKNESSES RANGE FROM 0.003"
TO 0.030"

THICKNESS TOLERANCE RANGE IS SAME
AS SKIVED SHEET.

Consult Sales Office For Additional Information

INDUSTRY LEADER IN PTFE PRODUCTS

U.S. Customers
Enflo LLC
Toll Free (888) 887-4093
ptfe@enflo.com

ISO 9001:2015 Certified QMS

Canada and International Customers
Enflo Canada Ltd.
Toll Free (800) 561-0050
ptfe@enflo.com